

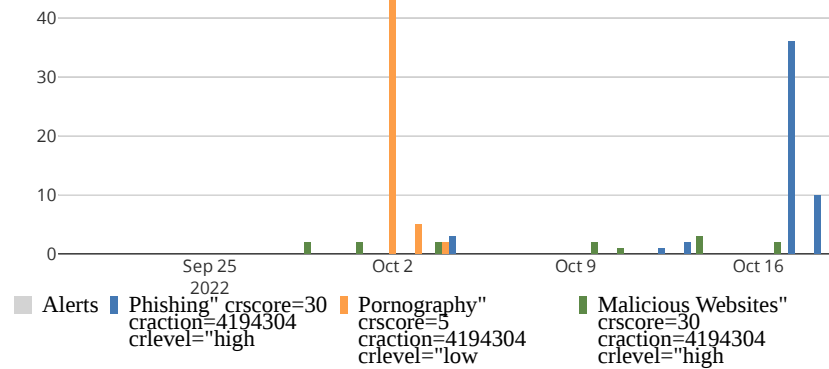
Měsíční přehled bezpečnostních incidentů

The logo for WebFilter.CZ features the word "WEBFILTER.CZ" in a bold, green, sans-serif font. The letter "W" is stylized with three horizontal lines extending to the left. The letter "E" has a small arrow pointing to the right from its top bar.

This report uses the following parameters and values:

Parameter	Value
\$VarFGT_Report_SRCIP\$	srcip:172.25.1.43

## Blokované kategorie v čase



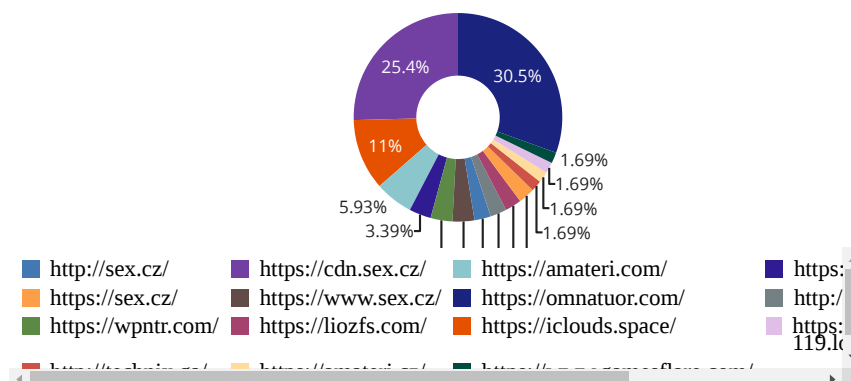
Bar chart aggregating count() by timestamp for all messages from 30 days ago until now. The visualization represents data for query \$VarFGT\_Report\_SRCIP\$ AND (action:deny OR action:blocked OR action:block) and was calculated at Wednesday 19 October 2022, 04:30 +0000.

## Blokované kategorie / počty

catdesc	count()
Phishing" crscore=30 craction=4194304 crlevel="high	52
Pornography" crscore=5 craction=4194304 crlevel="low	52
Malicious Websites" crscore=30 craction=4194304 crlevel="high	14

Data table aggregating count() by catdesc for all messages from 30 days ago until now. The visualization represents data for query \$VarFGT\_Report\_SRCIP\$ AND (action:deny OR action:blocked OR action:block) and was calculated at Wednesday 19 October 2022, 04:30 +0000.

## Zablokované URL adresy procentuálně



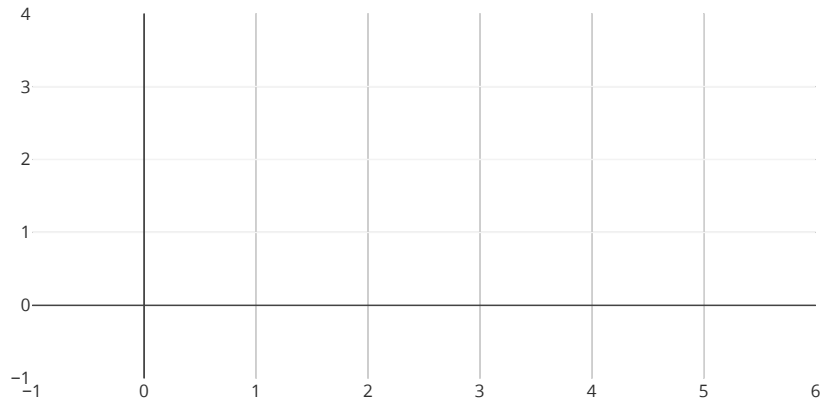
Pie chart aggregating count() by url for all messages from 30 days ago until now. The visualization represents data for query \$VarFGT\_Report\_SRCIPS AND (action:deny OR action:blocked OR action:block) and was calculated at Wednesday 19 October 2022, 04:30 +0000.

## Zablokované URL adresy / počty

url	count()
https://omnatuor.com/	36
https://cdn.sex.cz/	30
https://iclouds.space/	13
https://amateri.com/	7
https://candycrushsoda.king.com/	4
https://wpntr.com/	4
https://www.sex.cz/	4
http://sex.cz/	3
http://webfiltr.cz/eicar/eicar.com	3
https://liozfs.com/	3
https://sex.cz/	3
http://technix.ga/	2
https://amateri.cz/	2
https://s-172-105-167-119.lolshot.io/	2
https://www.gamesflare.com/	2

Data table aggregating count() by url for all messages from 30 days ago until now. The visualization represents data for query \$VarFGT\_Report\_SRCIPS AND (action:deny OR action:blocked OR action:block) AND NOT dstcountry:Reserved and was calculated at Wednesday 19 October 2022, 04:30 +0000.

## Blokované aplikace procentuálně



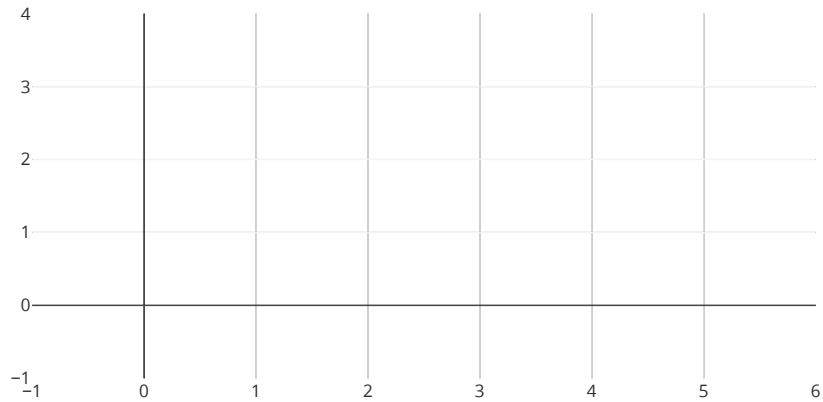
Pie chart aggregating count() by app for messages in stream *Fortigate Application Control Logs* = type:utm subtype:app-ctrl from 30 days ago until now. The visualization represents data for query \$VarFGT\_Report\_SRCIPS\$ AND (action:deny OR action:blocked OR action:block) and was calculated at Wednesday 19 October 2022, 04:30 +0000.

## Blokované aplikace / počty

app	count()
-----	---------

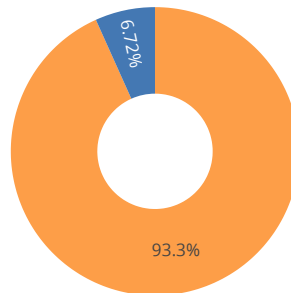
Data table aggregating count() by app for messages in stream *Fortigate Application Control Logs* = type:utm subtype:app-ctrl from 30 days ago until now. The visualization represents data for query \$VarFGT\_Report\_SRCIPS\$ AND (action:deny OR action:blocked OR action:block) and was calculated at Wednesday 19 October 2022, 04:30 +0000.

## Blokované aplikace podle rizikosti



Pie chart aggregating count() by apprisk for messages in stream *Fortigate Application Control Logs* = *type:utm subtype:app-ctrl* from 30 days ago until now. The visualization represents data for query *\$VarFGT\_Report\_SRCIPS AND (action:deny OR action:blocked OR action:block)* and was calculated at Wednesday 19 October 2022, 04:30 +0000.

## Blokované služby procentuálně



■ HTTP                      ■ HTTPS

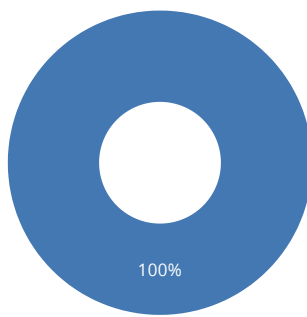
Pie chart aggregating count() by service for all messages from 30 days ago until now. The visualization represents data for query *\$VarFGT\_Report\_SRCIPS AND (action:deny OR action:blocked OR action:block)* and was calculated at Wednesday 19 October 2022, 04:30 +0000.

## Blokované služby / počty

service	count()
HTTPS	111
HTTP	8

Data table aggregating count() by service for all messages from 30 days ago until now. The visualization represents data for query *\$VarFGT\_Report\_SRCIPS AND (action:deny OR action:blocked OR action:block)* and was calculated at Wednesday 19 October 2022, 04:30 +0000.

## Blokované viry procentuálně



■ EICAR\_TEST\_FILE

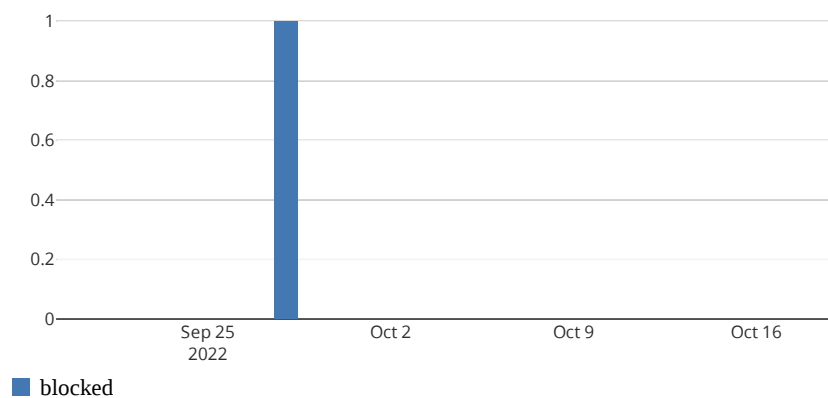
Pie chart aggregating count() by virus for all messages from 30 days ago until now. The visualization represents data for query *\$VarFGT\_Report\_SRCIPS AND subtype:virus* and was calculated at Wednesday 19 October 2022, 04:30 +0000.

## Blokované viry a jejich původ / počty

url	count()
http://webfiltr.cz/eicar/eicar.com	1

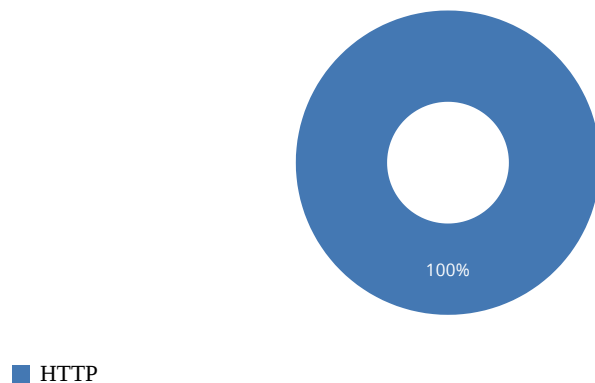
Data table aggregating count() by url for all messages from 30 days ago until now. The visualization represents data for query *\$VarFGT\_Report\_SRCIPS AND subtype:virus AND action:blocked* and was calculated at Wednesday 19 October 2022, 04:30 +0000.

## Blokované viry v čase



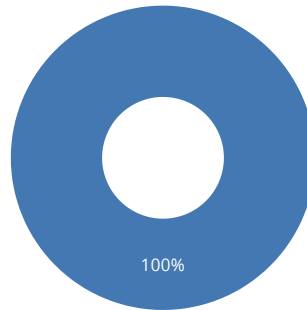
Bar chart aggregating count() by timestamp for all messages from 30 days ago until now. The visualization represents data for query `$VarFGT_Report_SRCIPS AND subtype:virus AND action:blocked` and was calculated at Wednesday 19 October 2022, 04:30 +0000.

## Původ virů procentuálně



Pie chart aggregating count() by service for all messages from 30 days ago until now. The visualization represents data for query `$VarFGT_Report_SRCIPS AND subtype:virus` and was calculated at Wednesday 19 October 2022, 04:30 +0000.

## Provedené akce procentuálně



■ blocked

Pie chart aggregating count() by action for all messages from 30 days ago until now. The visualization represents data for query `$VarFGT_Report_SRCIPS AND subtype:virus` and was calculated at Wednesday 19 October 2022, 04:30 +0000.

## Trend kritické závažnosti

0

+0 / --

Single number aggregating count(critical) for messages in stream *Fortigate Application Control Logs* = `type:utm subtype:app-ctrl` from 30 days ago until now. The visualization represents data for query `$VarFGT_Report_SRCIPS AND (action:deny OR action:blocked OR action:block)` and was calculated at Wednesday 19 October 2022, 04:30 +0000.